

Emirates Islamic Money Market Fund

Fact Sheet April 2024



Details

Manager	Emirates NBD Fund Managers (Jersey) Ltd
Investment Manager	Emirates NBD Asset Management Ltd regulated by the Dubai Financial Services Authority
Lead Manager	Bindu Stephen
Domicile	Jersey, Channel Islands
Fund Launch Date	14 April 2010
Current Fund Size	USD 424.59 million
Dealing Frequency	Daily

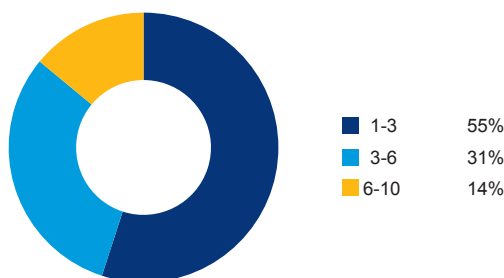
Life Company Codes

Utmost	EMGE
Hansard	MC135 / MC1352
Quilter International	97912 (USD)
Oman Insurance Company	H88
Salama	JE00B5T1J560
Zurich	3JUSD (Singles) 3LUSD (Regulars)

Key Metrics*

Gross Yield	4.91%
Weighted Average Maturity	89 days

Months to Maturity*



* Source: Emirates NBD Asset Management analysis as at 29th April 2024. All Shari'a compliant products and services are approved by the Shari'a Supervisory Board of Emirates NBD Asset Management Limited.

Contact Details

Email: assetmanagement@emiratesnbd.com
 Tel: +971 4 370 0022
 Website: www.emiratesnbd.com/en/asset-management/

Investment Objective

The fund is a Shari'a compliant investment that aims to achieve a higher profit return than traditional Shari'a compliant bank deposits. The fund will primarily invest in a diversified portfolio of Shari'a compliant money market instruments such as Murabaha and Wakala, including collectives investing in such instruments. Assets will be diversified across a range of durations and liquidity terms in order to maximise potential for higher profit without unduly increasing volatility or impeding regular liquidity.

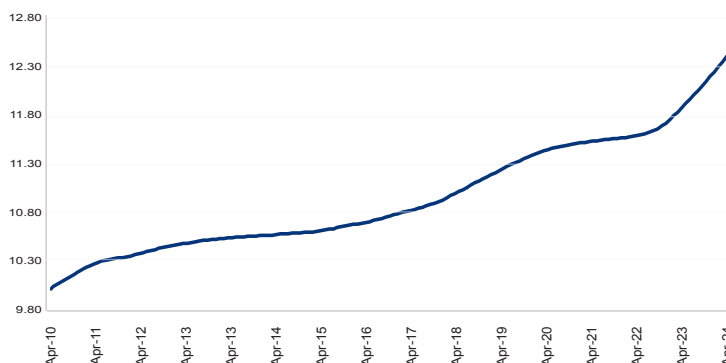
The fund is a sub fund of Emirates Funds Limited, a Shari'a compliant investment company registered with limited liability in Jersey, the Channel Islands. The fund will adhere to Shari'a law as advised by the Fatwa and Shari'a Supervision Board of Emirates NBD Asset Management Limited.

Team

With one of the longest track records in the MENA region, Emirates NBD Asset Management operates as an independent asset manager based in the DIFC and backed by Emirates NBD Bank PJSC, one of the largest financial service groups in the UAE.

The Fund is managed by Bindu Stephen and assisted by Praveen Prasanthan who have over seventeen years of combined experience at Emirates NBD Asset Management. The Head of Fixed Income, Angad Rajpal has been in the industry for more than seventeen years and is assisted by a team that includes three CFA Charter Holders who provide in-depth counterparty and company analysis, as well as a dedicated risk management function. The risk management function reports independently to the Investment Committee which provides investment oversight.

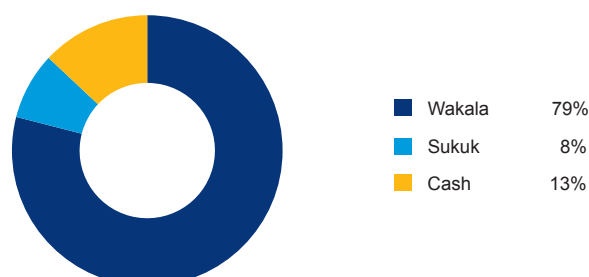
Performance



	1 Month	3 Months	Year to Date	12 Months	Since Inception	CAGR 3 Years	CAGR 5 Years	Volatility 5 Years
Fund (USD Base Currency)*	0.40%	1.24%	1.69%	4.94%	25.19%	2.69%	2.27%	0.46%

** Emirates NBD Asset Management, I Share Class, bid to bid, terms with net income reinvested.

Asset Allocation*



Emirates Islamic Money Market Fund

Fact Sheet April 2024



Monthly Performance Data

	January	February	March	April	May	June	July	August	September	October	November	December	Total
2010	-	-	-	0.05%	0.25%	0.24%	0.25%	0.25%	0.25%	0.26%	0.24%	0.24%	2.05%
2011	0.25%	0.20%	0.20%	0.14%	0.15%	0.10%	0.08%	0.07%	0.07%	0.05%	0.08%	0.10%	1.49%
2012	0.10%	0.11%	0.12%	0.11%	0.10%	0.11%	0.10%	0.09%	0.08%	0.08%	0.08%	0.08%	1.16%
2013	0.08%	0.06%	0.08%	0.07%	0.02%	0.05%	0.04%	0.02%	0.04%	0.04%	0.04%	0.02%	0.64%
2014	0.04%	0.04%	0.04%	0.03%	0.02%	0.03%	0.02%	0.02%	0.02%	0.02%	0.03%	0.05%	0.37%
2015	0.04%	0.03%	0.04%	0.03%	0.02%	0.02%	0.03%	0.02%	0.02%	0.04%	0.08%	0.06%	0.45%
2016	0.07%	0.07%	0.12%	0.07%	0.09%	0.08%	0.08%	0.04%	0.04%	0.09%	0.09%	0.10%	0.96%
2017	0.12%	0.11%	0.13%	0.11%	0.12%	0.10%	0.11%	0.11%	0.10%	0.08%	0.12%	0.12%	1.32%
2018	0.14%	0.12%	0.12%	0.15%	0.17%	0.17%	0.24%	0.18%	0.20%	0.21%	0.20%	0.21%	2.14%
2019	0.22%	0.19%	0.18%	0.16%	0.24%	0.19%	0.21%	0.20%	0.20%	0.16%	0.19%	0.16%	2.35%
2020	0.20%	0.15%	0.15%	0.14%	0.14%	0.12%	0.10%	0.12%	0.09%	0.05%	0.09%	0.12%	1.49%
2021	0.07%	0.05%	0.06%	0.04%	0.04%	0.05%	0.05%	0.05%	0.04%	0.04%	0.05%	0.03%	0.58%
2022	0.05%	0.03%	0.04%	0.06%	0.07%	0.07%	0.09%	0.15%	0.17%	0.16%	0.25%	0.26%	1.40%
2023	0.36%	0.32%	0.35%	0.37%	0.38%	0.37%	0.38%	0.40%	0.37%	0.41%	0.44%	0.39%	4.63%
2024	0.45%	0.40%	0.43%	0.40%									1.69%

Fund Codes and Fees

Share Class	NAV / Share (30.04.2024)*	Annual Management Fee	Entry Charge	ISIN	Bloomberg Code
A USD Acc	12.0422	0.50%	Up to 1%	JE00B5T1J560	EMISMMA JY
A GBP Acc	10.3023	0.50%	Up to 1%	JE00B5WFSQ97	EMIMMAG JY
A EUR Acc	9.9886	0.50%	Up to 1%	JE00B604LZ51	EMIMMAE JY
A SGD Acc	-	0.50%	Up to 1%	JE00B6TPKF25	EMIMMAS JY
E AED Acc	10.8243	0.50%	Up to 1%	JE00B5KXN372	EMISMME JY
S SAR Acc	-	0.50%	Up to 1%	JE00B5L0G160	EMISMMS JY
I USD Acc	12.5188	0.25%	Up to 1%	JE00B5VNNC57	EMISMMI JY
I USD Inc	10.0020	0.25%	Up to 1%	JE00BMHLV395	EMIMUDI JY
I GBP Acc	-	0.25%	Up to 1%	JE00B5SWDL45	EMIMMIG JY
I EUR Acc	-	0.25%	Up to 1%	JE00B6TPR287	EMIMMIE JY
EI AED Acc	12.2968	0.25%	Up to 1%	JE00B5W2ZM52	EISMMEI JY
EI AED Inc	10.0020	0.25%	Up to 1%	JE00BMHLV403	EMIMFEI JY
SI SAR Acc	-	0.25%	Up to 1%	JE00B5W41P64	EMISMMG JY
DEWS USD	10.4474	1.43%	-	JE00BK6JPT49	EIMDEWS JY

* Pricing date as at 29.04.2024.

Emirates NBD Fund Managers (Jersey) Limited, Emirates Funds Limited, Emirates Portfolio Management PCC and all their underlying sub funds, domiciled in Jersey, are regulated by the Jersey Financial Services Commission.

The information and opinions expressed herein are made in good faith and are based on sources believed to be reliable but no representation or warranty, express or implied, is made as to their accuracy, completeness or correctness. These opinions are not intended to serve as authoritative investment advice and should not be used in substitution for the exercise of own judgment. This information, including any expression of opinion, has been obtained from or is based upon sources believed to be reliable, and is believed to be fair and not misleading. Any opinion or estimate contained in this material is subject to change without notice. Neither Emirates NBD Fund Managers (Jersey) Limited, Emirates Islamic PJSC, Emirates NBD Bank PJSC ("Emirates NBD") and Emirates NBD Asset Management Limited ("Emirates NBD AM") together "Emirates NBD Group" nor any of its directors or employees give any representation or warranty as to the reliability, accuracy or completeness of the information, nor do they accept any responsibility arising in any way (including by negligence) for errors in, or omissions from the information. Emirates NBD AM is regulated by the Dubai Financial Services Authority ("DFSA") and can directly engage with Professional Clients only, as defined by the DFSA. For further details of the investment products available from the Emirates NBD Group please contact your local Emirates NBD Bank PJSC/ Emirates Islamic PJSC branch. This document is provided for information and illustration purposes only. It does not constitute a solicitation, recommendation or offer to buy or sell any specific investment product or subscribe to any specific investment management or advisory service. Prospective investors in the Fund must obtain and carefully read the Fund's most recent Term Sheet, Prospectus and Supplement, as applicable, as well as seek separate, independent financial advice if required prior to making an investment in the Fund to assess the suitability, lawfulness and risks involved. Emirates NBD Group will not be held liable for actions taken, or not taken, as a result of the publication of this document.

This information is not for distribution to the general public but for intended recipients only and may not be published, circulated, reproduced or distributed in whole or part to any other person without the written consent of Emirates NBD Group. Where this information relates to the Fund or an investment product licensed to be marketed, it is directed to persons authorised to invest in the Fund/ investment product as applicable, and residing in jurisdictions where the Fund/ investment product is authorised for distribution or where no such authorisation is required. Prospective investors should be aware that investment in the Fund carries a significant degree of risk. The Fund/ investment product is intended for sophisticated investors only who understand the risks involved in investing in the Fund / investment product and can withstand any potential loss there from. The Fund/ investment product may not be guaranteed and historical performances are not indicative of the future or likely performance and should not be construed as being indicative of or otherwise used as a proxy for the future or likely performance of the Fund/ investment products. The value of the investment and the income from it can fall as well as rise as the Fund/ investment products are subject to investment risks, including the possible loss of the principal amount invested. The information contained herein does not have any regard to the specific investment objectives, financial situation or the particular needs of any person. Furthermore, the Fund contains specific geographical and asset class risks, whereby it might be difficult for an investor to realise an investment in the Fund, or to obtain information about performance. All data contained above is source: Emirates NBD, bid to bid with net income reinvested in US Dollar terms. All Shari'a compliant products and services are approved by the Shari'a Supervisory Board of Emirates NBD Asset Management Limited.

Past performance is not indicative of future performance. The value of investments and the income derived from them may go down as well as up and you may not receive back all the money which you invest.

For a full outline on applicable fees, please refer to the Fund's prospectus, supplement or term sheet.