

CREDIT OPINION

28 November 2024

Update



Contacts

Abdulla AlHammadi, +971.4.237.9693
CFA
AVP-Analyst
abdulla.alhammadi@moodys.com

Diane Soubra +971.4.237.9688
Ratings Associate
diane.soubra@moodys.com

Constantinos +357.2569.3009
Kypreos
Senior Vice President
constantinos.kypreos@moodys.com

Nitish Bhojnagarwala +971.4.237.9563
Associate Managing Director
nitish.bhojnagarwala@moodys.com

CLIENT SERVICES

Americas 1-212-553-1653

Asia Pacific 852-3551-3077

Japan 81-3-5408-4100

EMEA 44-20-7772-5454

Dubai Islamic Bank PJSC

Update to credit analysis

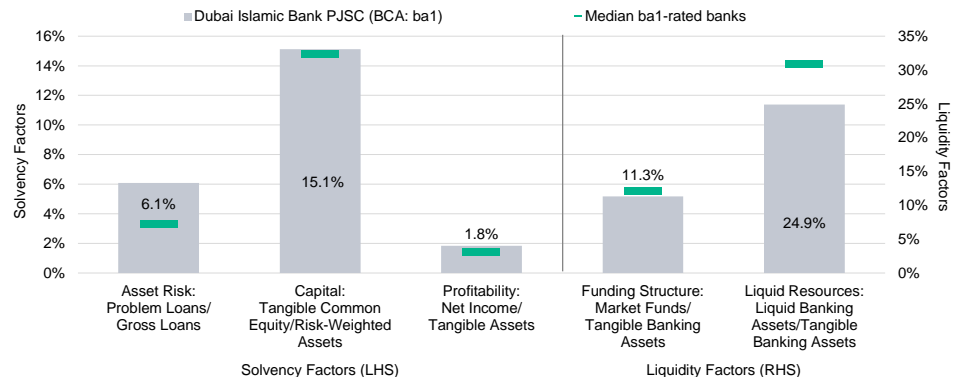
Summary

Dubai Islamic Bank PJSC's (DIB) A3 long-term local- and foreign-currency issuer ratings are based on the bank's ba1 Baseline Credit Assessment (BCA) and our view of a very high likelihood of government support from the [United Arab Emirates](#) (UAE, Aa2 stable) in case of need, which translates into a four-notch uplift from its BCA.

DIB's ba1 BCA reflects the bank's strong retail franchise in the UAE, strong profitability, and solid liquidity. These strengths are moderated by the bank's high borrower and sector concentration risks while asset-quality remains relatively weak but continues to improve.

Exhibit 1

Rating Scorecard - Key financial ratios



The problem loan and profitability ratios are the weakest of the average three-year ratios and the latest reported ratios. The capital ratio is the latest reported figure. The funding structure and liquid asset ratios are the latest year-end figures.

Source: Moody's Financial Metrics

Credit strengths

- » Strong profitability, supported by a dominant and growing Islamic franchise
- » Sound liquidity, with a granular funding profile
- » Solid capital levels
- » Very high probability of government support in case of need

Credit challenges

- » Despite some improvement, asset quality remains relatively weak
- » High borrower and sector concentrations

Outlook

The stable outlook on the bank's long-term ratings reflects our expectation of stable profitability, combined with strong capital and liquidity buffers balancing the bank's high credit concentration.

Factors that could lead to an upgrade

Upward pressure on DIB's ratings could develop if (1) substantial sustained improvement of the bank's asset quality and provisioning buffer combined with stable profitability, strong capital and sound liquidity buffers, (2) there is a significant reduction in borrower and sector concentration risks, particularly in real estate.

Factors that could lead to a downgrade

Downward pressure on DIB's ratings could develop if (1) the sovereign rating is downgraded, which would lead to reduced support capacity; or (2) we reassess the willingness of the government to provide support; or (3) there is a significant deterioration in the bank's operating environment, which would lead us to expect a weakening of its financial metrics, particularly on its solvency profile.

Key indicators

Exhibit 2

Dubai Islamic Bank PJSC (Consolidated Financials) [1]

	09-24 ²	12-23 ²	12-22 ²	12-21 ²	12-20 ²	CAGR/Avg. ³
Total Assets (AED Million)	329,169.2	314,291.5	288,238.5	279,081.6	289,556.5	3.5 ⁴
Total Assets (USD Million)	89,618.6	85,573.9	78,482.4	75,980.9	78,830.6	3.5 ⁴
Tangible Common Equity (AED Million)	39,104.6	37,609.2	34,018.8	31,423.4	29,489.1	7.8 ⁴
Tangible Common Equity (USD Million)	10,646.5	10,240.1	9,262.7	8,555.1	8,028.3	7.8 ⁴
Problem Loans / Gross Loans (%)	5.1	5.5	6.7	7.0	5.9	6.0 ⁵
Tangible Common Equity / Risk Weighted Assets (%)	15.1	15.1	14.7	13.7	13.2	14.4 ⁶
Problem Loans / (Tangible Common Equity + Loan Loss Reserve) (%)	23.2	24.7	30.3	34.2	31.8	28.8 ⁵
Net Interest Margin (%)	2.6	2.8	2.8	2.2	2.3	2.5 ⁵
PPI / Average RWA (%)	3.1	3.3	3.1	2.7	2.8	3.0 ⁶
Net Income / Tangible Assets (%)	2.1	2.1	1.8	1.4	0.9	1.7 ⁵
Cost / Income Ratio (%)	30.0	28.6	27.5	28.9	30.6	29.1 ⁵
Market Funds / Tangible Banking Assets (%)	9.6	11.3	13.0	9.1	11.9	11.0 ⁵
Liquid Banking Assets / Tangible Banking Assets (%)	25.6	24.9	25.4	22.7	21.4	24.0 ⁵
Gross Loans / Due to Customers (%)	90.7	93.8	98.1	95.0	99.6	95.5 ⁵

[1] All figures and ratios are adjusted using Moody's standard adjustments. [2] Basel III - fully loaded or transitional phase-in; IFRS. [3] May include rounding differences because of the scale of reported amounts. [4] Compound annual growth rate (%) based on the periods for the latest accounting regime. [5] Simple average of periods for the latest accounting regime. [6] Simple average of Basel III periods.

Sources: Moody's Ratings and company filings

This publication does not announce a credit rating action. For any credit ratings referenced in this publication, please see the issuer/deal page on <https://ratings.moody.com> for the most updated credit rating action information and rating history.

Profile

DIB had total assets of AED322.7 billion as of the end of June 2024 and is the fourth-largest bank in the UAE, with market shares of 8%, 12% and 9% in terms of assets, net loans and deposits, respectively.

DIB provides a range of retail banking, wholesale banking, treasury and investment banking, and capital markets products and services to individual, corporate and institutional customers. It is represented internationally in Indonesia, Pakistan, Sudan, Bosnia and Kenya.

DIB was established in 1975 as the world's first Islamic bank. Since March 2000, it has been listed on the Dubai Financial Market (DFM: DIB). As of the end of August 2024, the Government of Dubai held a stake of 28% in the bank through the Investment Corporation of Dubai.

In July 2023, DIB acquired a 20% stake in T.O.M Group of Companies representing 1.2% of the bank's equity to penetrate the Turkish digital banking and financial technology sector, hence contributing to the geographical diversification of its revenues.

Detailed credit considerations

Strong profitability, supported by a dominant and growing Islamic franchise

As the oldest Islamic bank in the world, DIB benefits strongly from its Shari'ah-compliant branding, particularly in the retail segment, among UAE citizens. DIB's market share has increased to 7.7% as of June 2024 from 4.8% as of December 2013 in terms of assets, driven by both the retail and corporate (including government-related entities) segments. The retail franchise has displayed robust sustainability through various economic cycles, which proves the loyalty of its customer base.

DIB's strong retail franchise, coupled with net profit margin of 2.6% during the first three quarters of 2024 (2.8% during the first three quarters of 2023) underpins its strong profitability. The bank's net income to tangible assets ratio was at 2.1% during the first nine months of 2024, up from 1.9% in the same period in 2023 and back to pre-pandemic levels of 2%.

As of September 2024, DIB's income before tax increased 25% year-on-year, bolstered by a 24% growth in non-funded income over the same period. The increase in non-funded income is attributed to higher income generated from investment properties amid a favorable real estate cycle in Dubai. The bank's cost efficiency remained broadly stable with a cost to income ratio of 30% as of September 2024 (December 2023: 29%) reflecting DIB's ongoing investments in both human capital and technology infrastructure. Bottom line profitability was also supported by lower provisioning charges during the first 9 months of 2024, which consumed 9.3% of pre-provision income (21% during the first 9 months of 2023). Despite the introduction of corporate tax at the UAE on 1 January 2024, net income remained healthy and increased by 13% year-on-year.

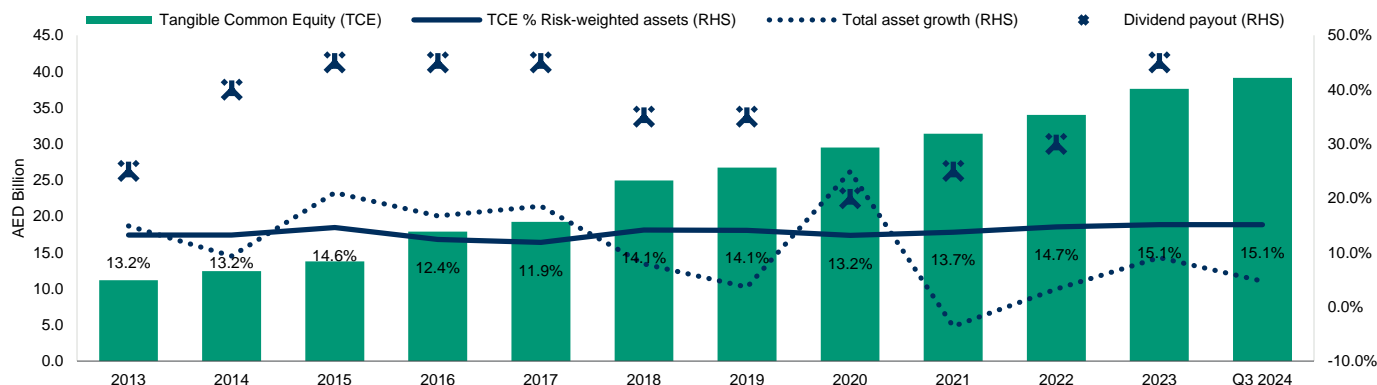
We expect that net profitability will stabilize at current levels as the impact of expected rate cuts and higher corporate tax will be balanced by lower provisioning needs and credit growth amid a favorable operating environment.

Solid capitalisation

DIB's tangible common equity (TCE) to risk-weighted assets (RWAs) ratio remained stable at 15.1% as of end of September 2024 (December 2023: 15.1%). Sound profitability over the past two years supported DIB's capitalisation, albeit it could be constrained by high dividend payout (45% in 2023).

Exhibit 3

Evolution of DIB's capital metrics



Source: DIB's financial statements and Moody's Ratings

As of September 2024, DIB's common equity tier 1 (CET1) capital stood at 13.9%, up 110 basis points from year-end 2023. DIB had a total of hybrid Additional Tier 1 (AT1) sukuk of AED8.3 billion, which represented 2.5% of total assets. The bank's capitalisation levels are now in line with the UAE average.

However, DIB's capitalisation remains constrained by not fully covered non performing financings, with loan loss reserves covering 74.4% of non performing financings as of September 2024 (77.4% as of December 2023).

Despite some improvement, asset quality remains relatively weak and credit concentrations high

We expect DIB's overall asset quality to continue to improve as the operating environment remains favorable in the UAE. The non-performing financing (NPF) (including Purchased or Originated Credit Impaired (POCI) through Noor Bank acquisition) ratio has improved to 5.1% as of September 2024 from 5.5% as of December 2023 (December 2022: 6.7%) but remains higher than the domestic system average. The improvement in asset quality in 2024 is a result of the resolution of large legacy exposures. In March 2024, DIB announced the amicable settlement of all litigations with NMC Healthcare Group (NMC) in exchange of cash considerations and NMC Holdco notes, hence becoming an economic owner of NMC Holdco SPV LTD (NMC new holding company which is incorporated under the Abu Dhabi Holding company).

DIB's stage 2 balance also improved to 5.8% as of September 2024 from 6.9% as of December 2023 but it remains higher than the domestic system average (June 2024: 4.5%).

Our assessment of DIB's asset risk also takes into account its significantly high credit concentrations to both single obligor and sector. DIB's top 20 borrowers represented 43% of loans as of June 2024, high compared with international peers. Around 80% of the top 20 borrowers are classified as stage 1, with account classified as stage 3. Additionally, related-party exposures amounted to around 3.3% of the bank's tangible common equity as of September 2024. DIB's main shareholder, the Government of Dubai (with one representative on the board of directors), is also one of the bank's main borrowers, and therefore DIB is heavily exposed to the government and government related entities in both its investment and financing book.

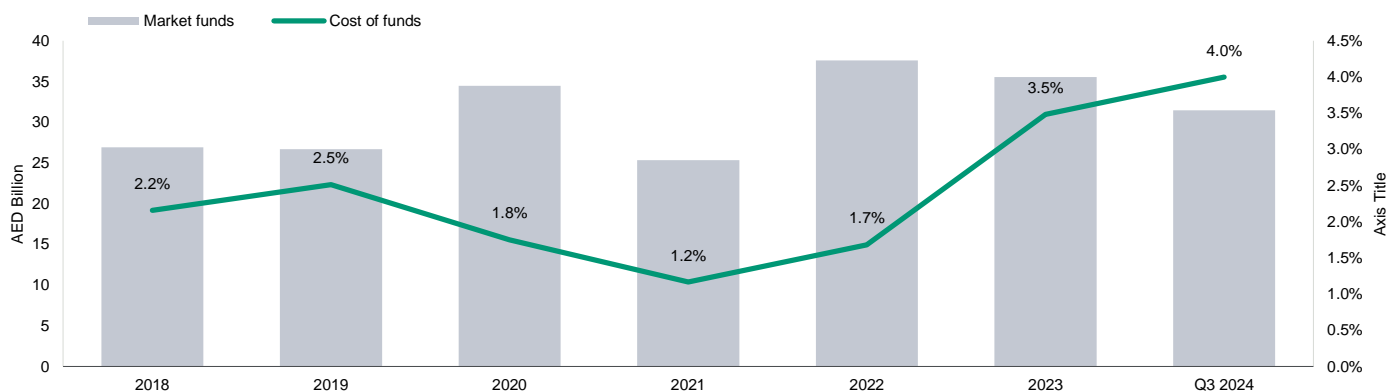
The bank's real estate exposure has decreased to 20% of the net corporate financing book as of September 2024 from 24% as of December 2023. This is in line with the United Arab Emirates (UAE) system average. DIB loan book grew 3% in the first three quarters of 2024 and 7% in 2023, and is expected to remain broadly in line with the UAE system average (8% in 2023).

Solid liquidity with a granular funding profile

DIB's funding and liquidity positions remain solid, despite rapid asset growth. Liquid assets slightly increased to 25.6% of tangible banking assets as of September 2024 (24.9% as of December 2023) while market funding as a proportion of tangible banking assets stood at a manageable 9.6% as of the same period (down from 11.3% as of December 2023 as the bank reduced its due to other financial institutions). The bank's net financings-to-deposit ratio decreased to 87.3% as of September 2024 from 90% as of December 2023 as deposit growth outpaced net financing growth (7% year-to-date vs 4% year-to-date respectively).

The bank's overall solid funding and liquidity metrics are driven by its strong Islamic franchise, which led to a strong deposit growth over recent years (7% in the first three quarters of 2024 and 12% in 2023). The bank remained primarily deposit funded, with deposits accounting for 72% of total assets as of September 2024 (2023: 71%). However, zero- or low-cost current and savings account balances stood at 38% of the bank's deposits as of September 2024, broadly stable from 37% as of December 2023, and remain well below local peers average of 51%, resulting in a volatile cost of funds.

Exhibit 4
Funding and liquidity metrics

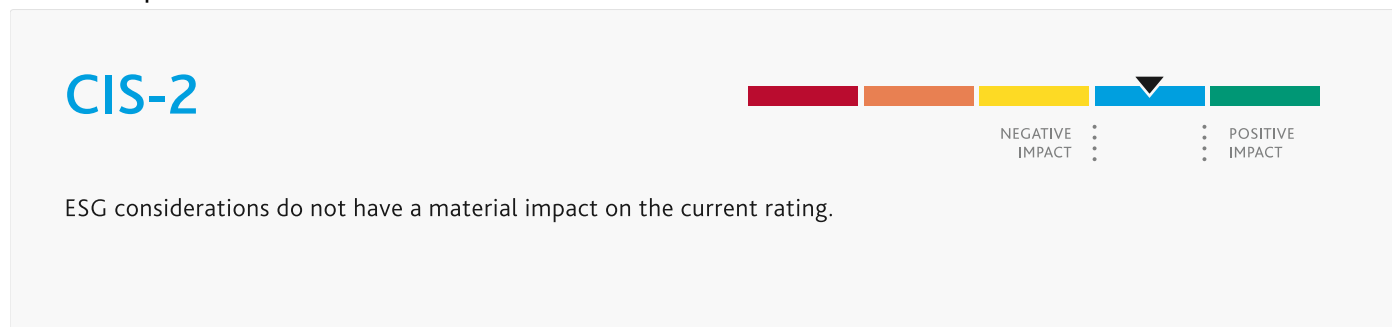


Source: DIB's financial statements and Moody's Ratings

ESG considerations

Dubai Islamic Bank PJSC's ESG credit impact score is CIS-2

Exhibit 5
ESG credit impact score




Source: Moody's Ratings

DIB's **CIS-2** indicates that ESG considerations are not material to the rating because the very high level of government support mitigates the impact of environmental, social and governance risks on the ratings.

Exhibit 6

ESG issuer profile scores



Source: Moody's Ratings

Environmental

DIB faces high exposure to environmental risks, mainly because of carbon transition risk. The UAE's economic dependence on the hydrocarbon sector (although low hydrocarbon production costs provide a degree of insulation to carbon transition), as well as its dependence on desalinated water and exposure to rising sea levels, increases its vulnerability to environmental risks, potentially affecting the creditworthiness of the bank's counterparties.

Social

DIB faces moderate social risks related to regulatory and litigation risks, requiring high compliance standards, as well as in the areas of data security and customer privacy. DIB and UAE banks are generally focused on intermediation with simpler product ranges and counterparties. Consumer protection regulation partially mitigates mis-selling and mis-representation risks.

Governance

DIB has established governance practices as a listed firm and a track record of broadly meeting its annual guidance on financial targets. The bank's financial strategy is transparent and hosts regular investor/analyst update calls with timely reporting on financial statements (quarterly and annually). Finally, although the Dubai government maintains a 28% ownership stake in DIB, which is also reflected in the composition of its board of directors, this does not result in incremental governance risks because of the country's developed institutional framework.

ESG Issuer Profile Scores and Credit Impact Scores for the rated entity/transaction are available on Moody's.com. In order to view the latest scores, please click [here](#) to go to the landing page for the entity/transaction on MDC and view the ESG Scores section.

Support and structural considerations

Government support

DIB's A3 issuer rating incorporates four notches of uplift from its ba1 BCA. This is based on our assessment of a very high probability of government support in case of need, which reflects the UAE's strong capacity to support; DIB's importance within the UAE's banking system, with its dominant flagship Islamic franchise (the oldest Islamic bank in the UAE); DIB's government ownership (28% by the Government of Dubai); and past evidence of systemic support that has been provided to banks in case of need.

Source of facts and figures cited in this report

Unless otherwise stated, the local system averages quoted in the report are updated as of December 2023. The global medians quoted in the report are updated using the most recent financial data. Unless noted otherwise, other data related to systemwide trends are sourced from the central bank. Bank-specific figures originate from the bank's reports and Moody's Banking Financial Metrics. All figures are based on our own chart of account and may be adjusted for analytical purposes. Please refer to the document [Financial Statement Adjustments in the Analysis of Financial Institutions](#) published on 8 April 2024.

Methodology and scorecard

About Moody's Bank Scorecard

Our scorecard is designed to capture, express and explain in summary form our Rating Committee's judgement. When read in conjunction with our research, a fulsome presentation of our judgement is expressed. As a result, the output of our scorecard may materially differ from that suggested by raw data alone (though it has been calibrated to avoid the frequent need for strong

divergence). The scorecard output and the individual scores are discussed in rating committees and may be adjusted up or down to reflect conditions specific to each rated entity.

Rating methodology and scorecard factors

Exhibit 7

Rating Factors

Macro Factors							
Weighted Macro Profile	Strong - 100%						
Factor	Historic Ratio	Initial Score	Expected Trend	Assigned Score	Key driver #1	Key driver #2	
Solvency							
Asset Risk							
Problem Loans / Gross Loans	6.1%	ba2	↔	b2	Single name concentration	Sector concentration	
Capital							
Tangible Common Equity / Risk Weighted Assets (Basel III - transitional phase-in)	15.1%	a2	↔	ba1	Expected trend		
Profitability							
Net Income / Tangible Assets	1.8%	a2	↔	baa1	Expected trend		
Combined Solvency Score		baa1		ba2			
Liquidity							
Funding Structure							
Market Funds / Tangible Banking Assets	11.3%	a3	↔	baa2	Deposit quality		
Liquid Resources							
Liquid Banking Assets / Tangible Banking Assets	24.9%	baa3	↔	baa3	Stock of liquid assets		
Combined Liquidity Score		baa1		baa2			
Financial Profile							
				ba1			
Qualitative Adjustments				Adjustment			
Business Diversification				0			
Opacity and Complexity				0			
Corporate Behavior				0			
Total Qualitative Adjustments				0			
Sovereign or Affiliate constraint				Aa2			
BCA Scorecard-indicated Outcome - Range				baa3 - ba2			
Assigned BCA				ba1			
Affiliate Support notching				0			
Adjusted BCA				ba1			
Instrument Class	Loss Given Failure notching	Additional notching	Preliminary Rating Assessment	Government Support notching	Local Currency Rating	Foreign Currency Rating	
Counterparty Risk Rating	1	0	baa3	4	A2	A2	
Counterparty Risk Assessment	1	0	baa3 (cr)	4	A2(cr)		
Senior unsecured bank debt	0	0	ba1	4	A3	A3	

[1] Where dashes are shown for a particular factor (or sub-factor), the score is based on non-public information.

Source: Moody's Ratings

Ratings

Exhibit 8

Category	Moody's Rating
DUBAI ISLAMIC BANK PJSC	
Outlook	Stable
Counterparty Risk Rating	A2/P-1
Baseline Credit Assessment	ba1
Adjusted Baseline Credit Assessment	ba1
Counterparty Risk Assessment	A2(cr)/P-1(cr)
Issuer Rating	A3
ST Issuer Rating	P-2
DIB SUKUK LIMITED	
Outlook	Stable
Bkd Senior Unsecured	A3
DIB TIER 1 SUKUK (3) LTD.	
BACKED Pref. Stock Non-cumulative	B1 (hyb)

Source: Moody's Ratings

© 2024 Moody's Corporation, Moody's Investors Service, Inc., Moody's Analytics, Inc. and/or their licensors and affiliates (collectively, "MOODY'S"). All rights reserved. CREDIT RATINGS ISSUED BY MOODY'S CREDIT RATINGS AFFILIATES ARE THEIR CURRENT OPINIONS OF THE RELATIVE FUTURE CREDIT RISK OF ENTITIES, CREDIT COMMITMENTS, OR DEBT OR DEBT-LIKE SECURITIES, AND MATERIALS, PRODUCTS, SERVICES AND INFORMATION PUBLISHED OR OTHERWISE MADE AVAILABLE BY MOODY'S (COLLECTIVELY, "MATERIALS") MAY INCLUDE SUCH CURRENT OPINIONS. MOODY'S DEFINES CREDIT RISK AS THE RISK THAT AN ENTITY MAY NOT MEET ITS CONTRACTUAL FINANCIAL OBLIGATIONS AS THEY COME DUE AND ANY ESTIMATED FINANCIAL LOSS IN THE EVENT OF DEFAULT OR IMPAIRMENT. SEE APPLICABLE MOODY'S RATING SYMBOLS AND DEFINITIONS PUBLICATION FOR INFORMATION ON THE TYPES OF CONTRACTUAL FINANCIAL OBLIGATIONS ADDRESSED BY MOODY'S CREDIT RATINGS. CREDIT RATINGS DO NOT ADDRESS ANY OTHER RISK, INCLUDING BUT NOT LIMITED TO: LIQUIDITY RISK, MARKET VALUE RISK, OR PRICE VOLATILITY. CREDIT RATINGS, NON-CREDIT ASSESSMENTS ("ASSESSMENTS"), AND OTHER OPINIONS INCLUDED IN MOODY'S MATERIALS ARE NOT STATEMENTS OF CURRENT OR HISTORICAL FACT. MOODY'S MATERIALS MAY ALSO INCLUDE QUANTITATIVE MODEL-BASED ESTIMATES OF CREDIT RISK AND RELATED OPINIONS OR COMMENTARY PUBLISHED BY MOODY'S ANALYTICS, INC. AND/OR ITS AFFILIATES. MOODY'S CREDIT RATINGS, ASSESSMENTS, OTHER OPINIONS AND MATERIALS DO NOT CONSTITUTE OR PROVIDE INVESTMENT OR FINANCIAL ADVICE, AND MOODY'S CREDIT RATINGS, ASSESSMENTS, OTHER OPINIONS AND MATERIALS ARE NOT AND DO NOT PROVIDE RECOMMENDATIONS TO PURCHASE, SELL, OR HOLD PARTICULAR SECURITIES. MOODY'S CREDIT RATINGS, ASSESSMENTS, OTHER OPINIONS AND MATERIALS DO NOT COMMENT ON THE SUITABILITY OF AN INVESTMENT FOR ANY PARTICULAR INVESTOR. MOODY'S ISSUES ITS CREDIT RATINGS, ASSESSMENTS AND OTHER OPINIONS AND PUBLISHES OR OTHERWISE MAKES AVAILABLE ITS MATERIALS WITH THE EXPECTATION AND UNDERSTANDING THAT EACH INVESTOR WILL, WITH DUE CARE, MAKE ITS OWN STUDY AND EVALUATION OF EACH SECURITY THAT IS UNDER CONSIDERATION FOR PURCHASE, HOLDING, OR SALE.

MOODY'S CREDIT RATINGS, ASSESSMENTS, OTHER OPINIONS, AND MATERIALS ARE NOT INTENDED FOR USE BY RETAIL INVESTORS AND IT WOULD BE RECKLESS AND INAPPROPRIATE FOR RETAIL INVESTORS TO USE MOODY'S CREDIT RATINGS, ASSESSMENTS, OTHER OPINIONS OR MATERIALS WHEN MAKING AN INVESTMENT DECISION. IF IN DOUBT YOU SHOULD CONTACT YOUR FINANCIAL OR OTHER PROFESSIONAL ADVISER.

ALL INFORMATION CONTAINED HEREIN IS PROTECTED BY LAW, INCLUDING BUT NOT LIMITED TO, COPYRIGHT LAW, AND NONE OF SUCH INFORMATION MAY BE COPIED OR OTHERWISE REPRODUCED, REPACKAGED, FURTHER TRANSMITTED, TRANSFERRED, DISSEMINATED, REDISTRIBUTED OR RESOLD, OR STORED FOR SUBSEQUENT USE FOR ANY SUCH PURPOSE, IN WHOLE OR IN PART, IN ANY FORM OR MANNER OR BY ANY MEANS WHATSOEVER, BY ANY PERSON WITHOUT MOODY'S PRIOR WRITTEN CONSENT. FOR CLARITY, NO INFORMATION CONTAINED HEREIN MAY BE USED TO DEVELOP, IMPROVE, TRAIN OR RETRAIN ANY SOFTWARE PROGRAM OR DATABASE, INCLUDING, BUT NOT LIMITED TO, FOR ANY ARTIFICIAL INTELLIGENCE, MACHINE LEARNING OR NATURAL LANGUAGE PROCESSING SOFTWARE, ALGORITHM, METHODOLOGY AND/OR MODEL.

MOODY'S CREDIT RATINGS, ASSESSMENTS, OTHER OPINIONS AND MATERIALS ARE NOT INTENDED FOR USE BY ANY PERSON AS A BENCHMARK AS THAT TERM IS DEFINED FOR REGULATORY PURPOSES AND MUST NOT BE USED IN ANY WAY THAT COULD RESULT IN THEM BEING CONSIDERED A BENCHMARK.

All information contained herein is obtained by MOODY'S from sources believed by it to be accurate and reliable. Because of the possibility of human or mechanical error as well as other factors, however, all information contained herein is provided "AS IS" without warranty of any kind. MOODY'S adopts all necessary measures so that the information it uses in assigning a credit rating is of sufficient quality and from sources MOODY'S considers to be reliable including, when appropriate, independent third-party sources. However, MOODY'S is not an auditor and cannot in every instance independently verify or validate information received in the credit rating process or in preparing its Materials.

To the extent permitted by law, MOODY'S and its directors, officers, employees, agents, representatives, licensors and suppliers disclaim liability to any person or entity for any indirect, special, consequential, or incidental losses or damages whatsoever arising from or in connection with the information contained herein or the use of or inability to use any such information, even if MOODY'S or any of its directors, officers, employees, agents, representatives, licensors or suppliers is advised in advance of the possibility of such losses or damages, including but not limited to: (a) any loss of present or prospective profits or (b) any loss or damage arising where the relevant financial instrument is not the subject of a particular credit rating assigned by MOODY'S.

To the extent permitted by law, MOODY'S and its directors, officers, employees, agents, representatives, licensors and suppliers disclaim liability for any direct or compensatory losses or damages caused to any person or entity, including but not limited to by any negligence (but excluding fraud, willful misconduct or any other type of liability that, for the avoidance of doubt, by law cannot be excluded) on the part of, or any contingency within or beyond the control of, MOODY'S or any of its directors, officers, employees, agents, representatives, licensors or suppliers, arising from or in connection with the information contained herein or the use of or inability to use any such information.

NO WARRANTY, EXPRESS OR IMPLIED, AS TO THE ACCURACY, TIMELINESS, COMPLETENESS, MERCHANTABILITY OR FITNESS FOR ANY PARTICULAR PURPOSE OF ANY CREDIT RATING, ASSESSMENT, OTHER OPINION OR INFORMATION IS GIVEN OR MADE BY MOODY'S IN ANY FORM OR MANNER WHATSOEVER.

Moody's Investors Service, Inc., a wholly-owned credit rating agency subsidiary of Moody's Corporation ("MCO"), hereby discloses that most issuers of debt securities (including corporate and municipal bonds, debentures, notes and commercial paper) and preferred stock rated by Moody's Investors Service, Inc. have, prior to assignment of any credit rating, agreed to pay to Moody's Investors Service, Inc. for credit ratings opinions and services rendered by it. MCO and Moody's Investors Service also maintain policies and procedures to address the independence of Moody's Investors Service credit ratings and credit rating processes. Information regarding certain affiliations that may exist between directors of MCO and rated entities, and between entities who hold credit ratings from Moody's Investors Service, Inc. and have also publicly reported to the SEC an ownership interest in MCO of more than 5%, is posted annually at www.moody's.com under the heading "Investor Relations — Corporate Governance — Charter Documents - Director and Shareholder Affiliation Policy."

Moody's SF Japan K.K., Moody's Local AR Agente de Calificación de Riesgo S.A., Moody's Local BR Agência de Classificação de Risco LTDA, Moody's Local MX S.A. de C.V., I.C.V., Moody's Local PE Clasificadora de Riesgo S.A., and Moody's Local PA Clasificadora de Riesgo S.A. (collectively, the "Moody's Non-NRSRO CRAs") are all indirectly wholly-owned credit rating agency subsidiaries of MCO. None of the Moody's Non-NRSRO CRAs is a Nationally Recognized Statistical Rating Organization.

Additional terms for Australia only: Any publication into Australia of this document is pursuant to the Australian Financial Services License of MOODY'S affiliate, Moody's Investors Service Pty Limited ABN 61 003 399 657AFSL 336969 and/or Moody's Analytics Australia Pty Ltd ABN 94 105 136 972 AFSL 383569 (as applicable). This document is intended to be provided only to "wholesale clients" within the meaning of section 761G of the Corporations Act 2001. By continuing to access this document from within Australia, you represent to MOODY'S that you are, or are accessing the document as a representative of, a "wholesale client" and that neither you nor the entity you represent will directly or indirectly disseminate this document or its contents to "retail clients" within the meaning of section 761G of the Corporations Act 2001. MOODY'S credit rating is an opinion as to the creditworthiness of a debt obligation of the issuer, not on the equity securities of the issuer or any form of security that is available to retail investors.

Additional terms for India only: Moody's credit ratings, Assessments, other opinions and Materials are not intended to be and shall not be relied upon or used by any users located in India in relation to securities listed or proposed to be listed on Indian stock exchanges.

Additional terms with respect to Second Party Opinions (as defined in Moody's Investors Service Rating Symbols and Definitions): Please note that a Second Party Opinion ("SPO") is not a "credit rating". The issuance of SPOs is not a regulated activity in many jurisdictions, including Singapore. JAPAN: In Japan, development and provision of SPOs fall under the category of "Ancillary Businesses", not "Credit Rating Business", and are not subject to the regulations applicable to "Credit Rating Business" under the Financial Instruments and Exchange Act of Japan and its relevant regulation. PRC: Any SPO: (1) does not constitute a PRC Green Bond Assessment as defined under any relevant PRC laws or regulations; (2) cannot be included in any registration statement, offering circular, prospectus or any other documents submitted to the PRC regulatory authorities or otherwise used to satisfy any PRC regulatory disclosure requirement; and (3) cannot be used within the PRC for any regulatory purpose or for any other purpose which is not permitted under relevant PRC laws or regulations. For the purposes of this disclaimer, "PRC" refers to the mainland of the People's Republic of China, excluding Hong Kong, Macau and Taiwan.

CLIENT SERVICES

Americas	1-212-553-1653
Asia Pacific	852-3551-3077
Japan	81-3-5408-4100
EMEA	44-20-7772-5454